

GATE STYLE GUIDE



COLMANGATES
ORIGINAL WOODEN GATES

QUALITY WOODEN GATES



WHO WE ARE

Innovation has been at the heart of what we do at Colman Gates since the company was founded in Palmerston North, with a range of timber gates many years ago. We quickly found there were people throughout the New Zealand liked our way of doing things, so our range of gates grew quickly to meet the requirements of the market. With the wide range of gates available on the New Zealand market and covering the North Island – we have the products, service and attitude to getting your next gate easy..

OUR PROMISE

We're a customer focused team, dedicated to making it easy for anyone in New Zealand to get the gate they need. We listen to what you tell us and work with you to reach the best solution for your project.

OUR APPROACH



Super Service

Our service starts with a phone call or email. From there we can tailor make a gate that suits your property and purpose. We can even install it for you if that makes life easier!



Designed For You


Gates can be a beautiful, value adding addition to your property but they can also have a very practical use as well. Whatever your requirements we are here to help.



Just Down The Road

Manufacturing in Palmerston North enables us to send our gates all over the North Island. We can also offer installation in Taupo, Taranaki, Hawkes Bay or Wellington.

The Hereford



This gate is the basic entry level farm gate. The gate photographed is a brilliant example of what can be achieved when a little extra detail is added to a simple design. Our team can make this gate to measure and please talk to us about what details you would like to feature on your gateway.

STANDARD SIZES

Height 1075mm (1000mm to top rail)
 Length 2000mm / 3000mm / 3600mm / 4000mm
Custom sizes can be made to order

Rail size 100 x 25mm / 150 x 25

Timber RS Radiata Pine H3
 Dressed Radiata Pine H3

IDEAL FOR

Rural
 Residential

STYLE CODE

CGTHE

Custom sizes can be made to order

OPTIONS

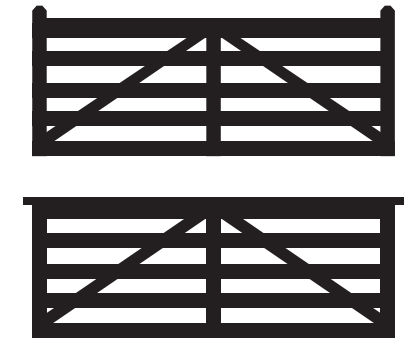

- No raised peaks
- Extra rails
- Painted
- Flat Cap for extra strength
- Gate Numbers
- Gate Signage
- Delivery
- Installation

ACCESSORIES

Hinge Strap 300mm / 450mm / 650mm
 Gudgeons 275mm / 350mm / 425mm
 Drop Bolt 460mm
 Chain and Hook Medium



The Drysdale



An all round top seller that looks beautiful in any environment. Classic styling means this simple gate can be made to almost any size with extra rails added if height is required. This is a great example of less is more and this quality timber gate will be sure to last the test of time.

STANDARD SIZES

Height 1075mm (1000mm to top rail)
 Length 2000mm / 3000mm / 3600mm / 4000mm

Custom sizes can be made to order

Rail size 100 x 25mm / 150 x 25

Timber RS Radiata Pine H3
 Dressed Radiata Pine H3

IDEAL FOR

Rural
 Residential

STYLE CODE

CGTDR

Custom sizes can be made to order

OPTIONS


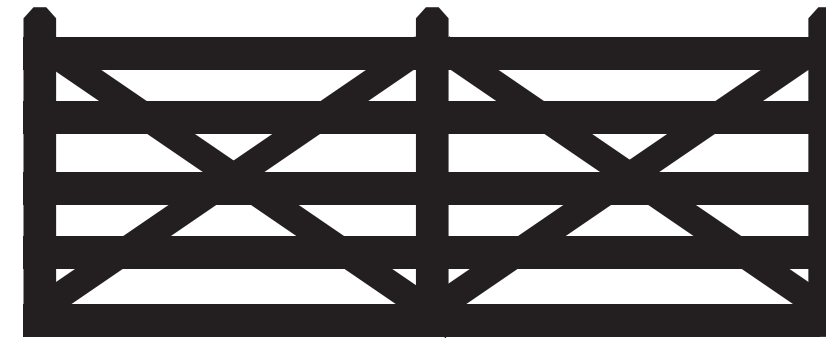
- No raised peaks
- Extra rails
- Painted
- Flat Cap for extra strength
- Gate Numbers
- Gate Signage
- Delivery
- Installation

ACCESSORIES

Hinge Strap 300mm / 450mm / 650mm
 Gudgeons 275mm / 350mm / 425mm
 Drop Bolt 460mm
 Chain and Hook Medium



The Perendale



This gate gives the illusion of being a set of gates but is in fact an easy to open single gate. If you are looking for a striking gate to enhance your entrance then look no further than the Perendale. The look changes again if you swap out the standard boards (photographed) for a thicker timber.

STANDARD SIZES

Height 1075mm (1000mm to top rail)
 Length 2000mm / 3000mm / 3600mm / 4000mm
Custom sizes can be made to order

Rail size 100 x 25mm / 150 x 25

Timber RS Radiata Pine H3
 Dressed Radiata Pine H3

IDEAL FOR
 Rural
 Residential

STYLE CODE
 CGTPE

Custom sizes can be made to order

OPTIONS



- No raised peaks
- Extra rails
- Painted
- Flat Cap for extra strength
- Gate Numbers
- Gate Signage
- Delivery
- Installation

ACCESSORIES

Hinge Strap 300mm / 450mm / 650mm
 Gudgeons 275mm / 350mm / 425mm
 Drop Bolt 460mm
 Chain and Hook Medium



The Romney



A very elegant gate, the diamond pattern is a real eyecatcher and a perfect pairing with an architecturally designed home. We have created this for many customers in both a finished timber stained (photographed) and rough saw painted. This design looks stunning as a single gate but can be scaled to be taller if necessary.

STANDARD SIZES

Height 1075mm (1000mm to top rail)
 Length 2000mm / 3000mm / 3600mm / 4000mm
Custom sizes can be made to order

Rail size 100 x 25mm / 150 x 25

Timber RS Radiata Pine H3
 Dressed Radiata Pine H3

IDEAL FOR

Rural
 Residential

STYLE CODE

CGTRO

Custom sizes can be made to order

OPTIONS



- No raised peaks
- Extra rails
- Painted
- Flat Cap for extra strength
- Gate Numbers
- Gate Signage
- Delivery
- Installation

ACCESSORIES

Hinge Strap 300mm / 450mm / 650mm
 Gudgeons 275mm / 350mm / 425mm
 Drop Bolt 460mm
 Chain and Hook Medium



The Devon



This classic style gives off beachy hampton vibes with its diagonal slats and looks good in any residential setting. The clean lines and simple elegance of this gate make it a great choice to work with any fence style. This option can also be stunning in dressed timber.

STANDARD SIZES

Height 1075mm (1000mm to top rail)
 Length 2000mm / 3000mm / 3600mm / 4000mm
Custom sizes can be made to order

Rail size 100 x 25mm / 150 x 25

Timber RS Radiata Pine H3
 Dressed Radiata Pine H3

IDEAL FOR
 Rural
 Residential

STYLE CODE
 CGTDE

Custom sizes can be made to order

OPTIONS



- No raised peaks
- Extra rails
- Painted
- Flat Cap for extra strength
- Gate Numbers
- Gate Signage
- Delivery
- Installation

ACCESSORIES

Hinge Strap 300mm / 450mm / 650mm
 Gudgeons 275mm / 350mm / 425mm
 Drop Bolt 460mm
 Chain and Hook Medium



The Coopworth



This quirky design is a modern twist on a very traditional farm gate, it is both striking and sturdy. The Coopworth is best suited to a lower fence line and can be manufactured to your width requirements. As with all our gates you can always add an extra diagonal bar if you wish.

STANDARD SIZES

Height 1075mm (1000mm to top rail)
 Length 2000mm / 3000mm / 3600mm / 4000mm
Custom sizes can be made to order

Rail size 100 x 25mm / 150 x 25

Timber RS Radiata Pine H3
 Dressed Radiata Pine H3

IDEAL FOR
 Rural
 Residential

STYLE CODE
 CGTCO

Custom sizes can be made to order

OPTIONS


- No raised peaks
- Extra rails
- Painted
- Flat Cap for extra strength
- Gate Numbers
- Gate Signage
- Delivery
- Installation

ACCESSORIES

Hinge Strap 300mm / 450mm / 650mm
 Gudgeons 275mm / 350mm / 425mm
 Drop Bolt 460mm
 Chain and Hook Medium



The Galloway



An absolutely stunning set of gates this style looks best when done in a thicker rough sawn timber as pictured. This design can be made to measure and rural or residential these gates will be a beautiful addition to any entranceway.

STANDARD SIZES

Height 1075mm (1000mm to top rail)
 Length 2000mm / 3000mm / 3600mm / 4000mm
Custom sizes can be made to order

Rail size 100 x 25mm / 150 x 25

Timber RS Radiata Pine H3
 Dressed Radiata Pine H3

IDEAL FOR

Rural
 Residential

STYLE CODE

CGTGA

Custom sizes can be made to order

OPTIONS

- No raised peaks
- Extra rails
- Painted
- Flat Cap for extra strength
- Gate Numbers
- Gate Signage
- Delivery
- Installation

ACCESSORIES

Hinge Strap 300mm / 450mm / 650mm
 Gudgeons 275mm / 350mm / 425mm
 Overlatch 455mm
 Drop Bolt 460mm



The Merino



This is the ultimate rural entrance way. The most popular of all our styles the double cross welcomes visitors and will look stunning when paired with a board and batten style fence. This style can be manufactured with raised caps or a straight top.

STANDARD SIZES

Height 1075mm (1000mm to top rail)
 Length 2000mm / 3000mm / 3600mm / 4000mm
Custom sizes can be made to order

Rail size 100 x 25mm / 150 x 25

Timber RS Radiata Pine H3
 Dressed Radiata Pine H3

IDEAL FOR

Rural
 Residential

STYLE CODE

CGTMA

Custom sizes can be made to order

OPTIONS


- No raised peaks
- Extra rails
- Painted
- Flat Cap for extra strength
- Gate Numbers
- Gate Signage
- Delivery
- Installation

ACCESSORIES

Hinge Strap 300mm / 450mm / 650mm
 Gudgeons 275mm / 350mm / 425mm
 Overlatch 455mm
 Drop Bolt 460mm



The Angus



This gate makes a real statement wherever it is installed. With its raised sides and solid boards it is bold and beautiful. The extra height through the middle section makes it great for keeping the family dog safe and it looks great when inserted into a high fence.

STANDARD SIZES

Height 1500mm down to 1200mm
 Length 2000mm / 3000mm / 3600mm / 4000mm
Custom sizes can be made to order

Rail size 100 x 25mm / 150 x 25

Timber RS Radiata Pine H3
 Dressed Radiata Pine H3

IDEAL FOR

Rural
 Residential

STYLE CODE

CGTAN

Custom sizes can be made to order

OPTIONS

- No raised peaks
- Extra rails
- Painted
- Flat Cap for extra strength
- Gate Numbers
- Gate Signage
- Delivery
- Installation

ACCESSORIES

Hinge Strap 300mm / 450mm / 650mm
 Gudgeons 275mm / 350mm / 425mm
 Overlatch 455mm
 Drop Bolt 460mm



The Corriedale



A real eye catching style this gate is best designed as a pair and looks beautiful when inserted into a tall fence. Our team can ensure that the peaks match your fence height and the boards can be made in a thicker timber for a robust look or slimmer for a more refined finish - whichever will work in best with your existing fence.

STANDARD SIZES

Height 1500 down to 1100mm
 Length 2000mm / 3000mm / 3600mm / 4000mm
Custom sizes can be made to order

Rail size 100 x 25mm / 150 x 25

Timber RS Radiata Pine H3
 Dressed Radiata Pine H3

IDEAL FOR

Rural
 Residential

STYLE CODE

CGTCO

Custom sizes can be made to order

OPTIONS

- No raised peaks
- Extra rails
- Painted
- Flat Cap for extra strength
- Gate Numbers
- Gate Signage
- Delivery
- Installation

ACCESSORIES

Hinge Strap 300mm / 450mm / 650mm
 Gudgeons 275mm / 350mm / 425mm
 Overlatch 455mm
 Drop Bolt 460mm



The Shorthorn



Looking for something a little bit extra then the Shorthorn is for you. This gate has a real western ranch feeling and manufactured to look really rustic in our rough sawn timber. This gate has been styled off the Corriedale with an additional panel to make it suit a wider drive. Please talk to us about your requirements.

STANDARD SIZES

Height 1400mm down to 1075mm
 Length 2000mm / 3000mm / 3600mm / 4000mm
Custom sizes can be made to order

Rail size 100 x 25mm / 150 x 25

Timber RS Radiata Pine H3
 Dressed Radiata Pine H3

IDEAL FOR

Rural
 Residential

STYLE CODE

CGTSH

Custom sizes can be made to order

OPTIONS


- No raised peaks
- Extra rails
- Painted
- Flat Cap for extra strength
- Gate Numbers
- Gate Signage
- Delivery
- Installation

ACCESSORIES

Hinge Strap 300mm / 450mm / 650mm
 Gudgeons 275mm / 350mm / 425mm
 Overlatch 455mm
 Drop Bolt 460mm



The Dexter



Perfect for the driveways that need extra height for privacy or animal security. The panels in this style can be configured however you would like and this option can be made as a single or double gate.

STANDARD SIZES

Height 1500mm
Length 1000mm / 1500mm / 2000mm / 4000mm
Custom sizes can be made to order

Rail size 100 x 25mm / 150 x 25

Timber RS Radiata Pine H3

IDEAL FOR

Rural
Residential

STYLE CODE

CGTDE

Custom sizes can be made to order

OPTIONS


- Small or no gaps
- Extra rails
- Painted
- Flat Cap for extra strength
- Gate Numbers
- Gate Signage
- Delivery
- Installation

ACCESSORIES

Hinge Strap 300mm / 450mm / 650mm
Gudgeons 275mm / 350mm / 425mm
T-Hinge 350mm
Drop Bolt 460mm
Padbolt Oval



The Arapawa



This simple gate works well for medium sized accessways and can be scaled to whatever height is required. This design is great for providing privacy and security. The raised caps add to the design but it can be finished with a straight top if requested.

STANDARD SIZES

Height 1075mm (1000mm to top rail)
 Length 1000 / 2000mm / 2700mm

Custom sizes can be made to order

Rail size 100 x 25mm / 150 x 25

Timber RS Radiata Pine H3
 Dressed Radiata Pine H3

IDEAL FOR

Rural
 Residential

STYLE CODE

CGTAR

Custom sizes can be made to order

OPTIONS


- No raised peaks
- Extra rails
- Painted
- Flat Cap for extra strength
- Gate Numbers
- Gate Signage
- Delivery
- Installation

ACCESSORIES

Hinge Strap 300mm / 450mm / 650mm
 Gudgeons 275mm / 350mm / 425mm
 T-Hinge 350mm
 Drop Bolt 460mm
 Padbolt Oval



The Fresian



Good things come in small packages and this is the cutest pedestrian gate out there. We can tailor this gate for any width of opening and you can choose a single diagonal or the cross as pictured. You may also want a straight top or the caps, the choice is yours.

STANDARD SIZES

Height 1075mm (1000mm to top rail)
Length 1000 / 2000mm / 2700mm

Custom sizes can be made to order

Rail size 100 x 25mm / 150 x 25

Timber RS Radiata Pine H3
Dressed Radiata Pine H3

IDEAL FOR

Rural
Residential

STYLE CODE

CGTFR

Custom sizes can be made to order

OPTIONS



- No raised peaks
- Extra rails
- Painted
- Flat Cap for extra strength
- Gate Numbers
- Gate Signage
- Delivery
- Installation

ACCESSORIES

Hinge Strap 300mm / 450mm / 650mm
Gudgeons 275mm / 350mm / 425mm
T-Hinge 350mm
Drop Bolt 460mm
Padbolt Oval



The Charolais



This is the go-to gate for making your backyard private and secure. Great for creating a barrier between your home and the fence. The Charolais can be built high enough to keep your dog in or low enough to see over, whatever you have in mind.

STANDARD SIZES

Height 1700mm
 Length 1000mm / 1200mm / 1500mm
Custom sizes can be made to order

Rail size 100 x 25mm / 150 x 25

Timber RS Radiata Pine H3
 Dressed Radiata Pine H3

IDEAL FOR

Rural
 Residential

STYLE CODE

CGTCH

Custom sizes can be made to order

OPTIONS



- Rounded or Flat
- Small or no gaps
- Flat Cap for extra strength
- Painted
- Gate Numbers
- Gate Signage
- Delivery
- Installation

ACCESSORIES

Hinge Strap 300mm / 450mm / 650mm
 Gudgeons 275mm / 350mm / 425mm
 T-Hinge 350mm
 Drop Bolt 460mm
 Padbolt Oval



The Dorset



Perfect for the driveways that need extra height for privacy or animal security. The panels in this style can be configured however you would like and this option can be made as a single or double gate.

STANDARD SIZES

Height 1800mm
 Length 1000mm / 1500mm / 2000mm / 4000mm
Custom sizes can be made to order

Rail size 100 x 25mm / 150 x 25

Timber RS Radiata Pine H3

IDEAL FOR

Rural
 Residential

STYLE CODE

CGTDO

Custom sizes can be made to order

OPTIONS

- Small or no gaps
- Extra rails
- Painted
- Flat Cap for extra strength
- Gate Numbers
- Gate Signage
- Delivery
- Installation

ACCESSORIES

Hinge Strap 300mm / 450mm / 650mm
 Gudgeons 275mm / 350mm / 425mm
 T-Hinge 350mm
 Drop Bolt 460mm
 Padbolt Oval





COLMANGATES
ORIGINAL WOODEN GATES